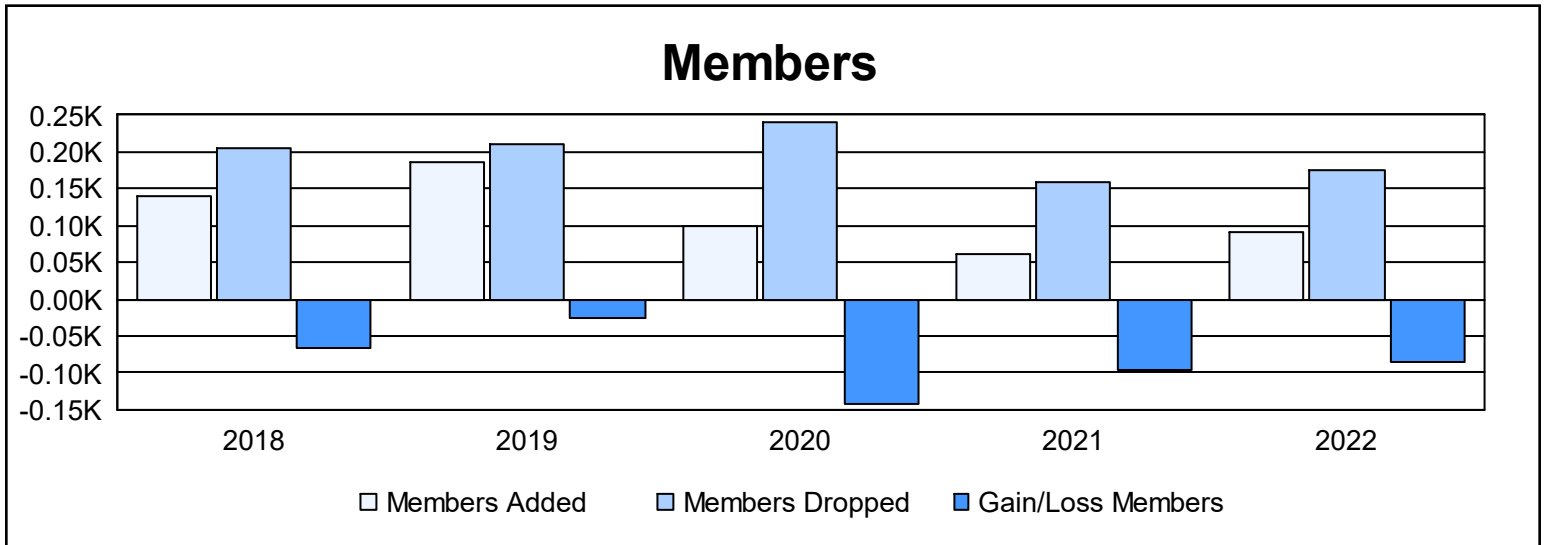
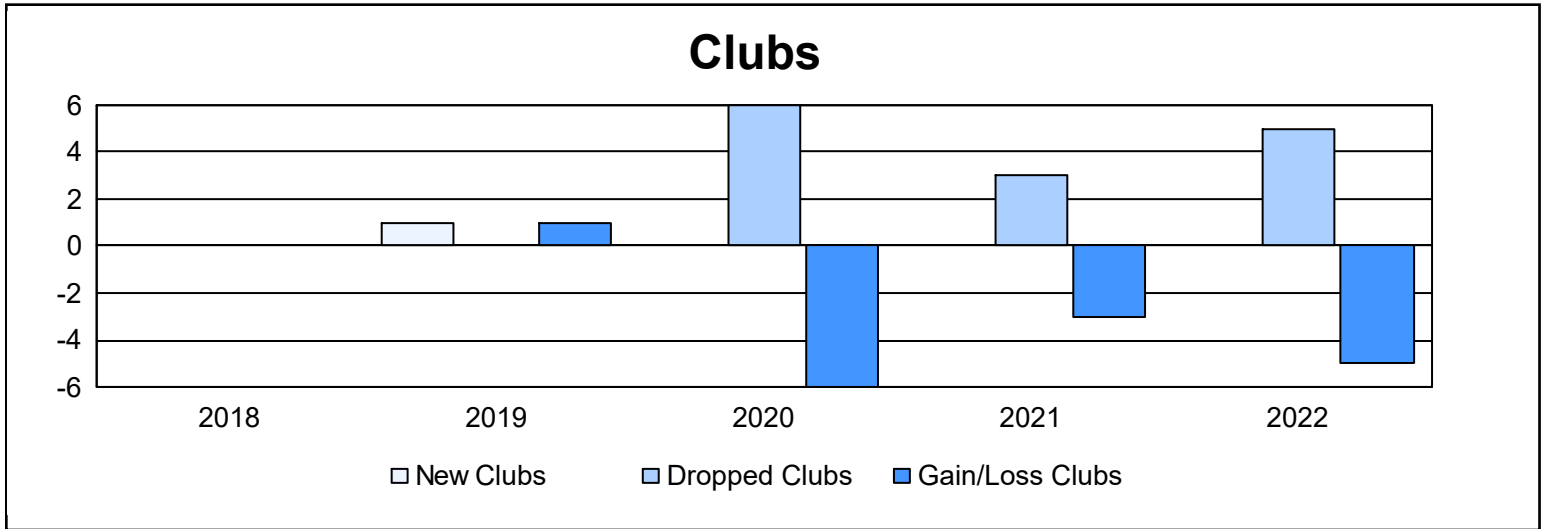
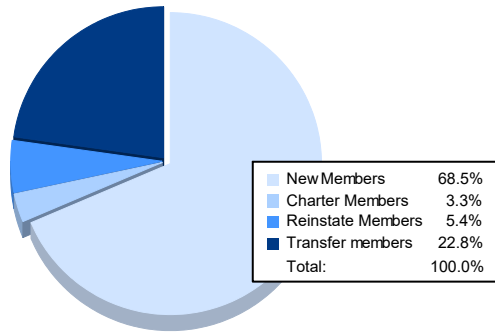


Year	New Clubs	Dropped Clubs	Gain/ Loss Clubs	New Members	Charter Members	Reinstate Members	Transfer Members	Total Member Added	Total Members Dropped	Gain/ Loss Members
2017-2018	0	0	0	120	1	3	15	139	205	-66
2018-2019	1	0	1	143	22	4	16	185	210	-25
2019-2020	0	6	-6	70	5	8	16	99	240	-141
2020-2021	0	3	-3	51	3	3	5	62	158	-96
2021-2022	0	5	-5	63	3	5	21	92	176	-84
<b>Average</b>	<b>0</b>	<b>3</b>	<b>-3</b>	<b>89</b>	<b>7</b>	<b>5</b>	<b>15</b>	<b>115</b>	<b>198</b>	<b>-82</b>



### Membership Composition June 2022 Cumulative



### Gender Composition June 2022 Cumulative

